

A PENNY'S WORTH

KIMBERLY WILSON

illustrated by **MARK HOFFMANN**

Published by Page Street Kids

ACTIVITY GUIDE

Pennies, worthless? Non-cents!

Hot off the minting press, Penny feels like a million bucks. But as other coins and bills are spent while she sits forgotten, she begins to doubt her value. She is too small to slot-surf with Quarter. Even penny candy sells for a dime! Refusing to be short-changed, she sets out to find her purpose at any cost.

Readers will laugh at a wealth of money puns, learn a basic lesson on US currency, and discover that self-worth is truly priceless.


KIMBERLY WILSON is a children's author who is always on the lookout for lucky pennies and believes wishes do come true. She studied creative writing in college and has since taken countless workshops/classes/webinars/etc. to improve her craft. Kimberly lives in North Carolina with her husband and their two daughters. This is her debut picture book.

MARK HOFFMANN is a college professor as well as a children's book illustrator. He has a BFA in illustration from RISD and an MFA in visual design from the University of Massachusetts, Dartmouth. Mark has written and/or illustrated many children's books, including *Dirt Cheap* (Penguin Random House). He lives in Salem, New Hampshire.

MATCH GAME

Draw a line from the word to the matching coin. Next to each coin, write how much it's worth.

PENNY



NICKEL



DIME



QUARTER



WORD SEARCH

Find and circle the words below. They will be either horizontal or vertical. How many can you find?

T	Q	V	P	Z	W	C	I	F	B	C	O
R	U	J	E	J	S	D	L	D	E	U	N
E	A	R	N	W	I	N	L	O	I	R	I
A	R	F	N	M	I	N	T	L	D	R	C
S	T	V	Y	R	G	M	S	L	I	E	K
U	E	I	T	V	G	L	Y	A	M	N	E
R	R	L	H	E	V	S	H	R	E	C	L
Y	M	L	P	Z	P	X	E	E	X	Y	W

PENNY

NICKEL

MINT

DOLLAR

QUARTER

TREASURY

DIME


CURRENCY





COIN RUBBING

1. Collect different types of U.S. coins.
2. Place the coin under a sheet of white paper.
3. Using a colored pencil or crayon, gently rub the colored tip over the coin until the coin design appears on the paper.
4. Use different colors for different coins.
5. Fill the sheet with different coin rubbings.
6. After the sheet is filled, place the coins next to the sheet. Match the actual coin to the correct impression.



COIN SCAVENGER HUNT

Using coins you find around your house, see if you can find the following coins:

- A coin that features a U.S. president
- A coin that shows an animal
- A coin that shows a building
- A coin that was made the year you were born
- A coin from the U.S. state or territory where you currently live
- A coin that features a national park or historical site
- A coin that shows a flag
- A coin that has either a “D” or “P” mint mark
- A coin that shows a plant
- A coin that lists two (2) different years (example: 1776-1976)
- A coin that was made this year



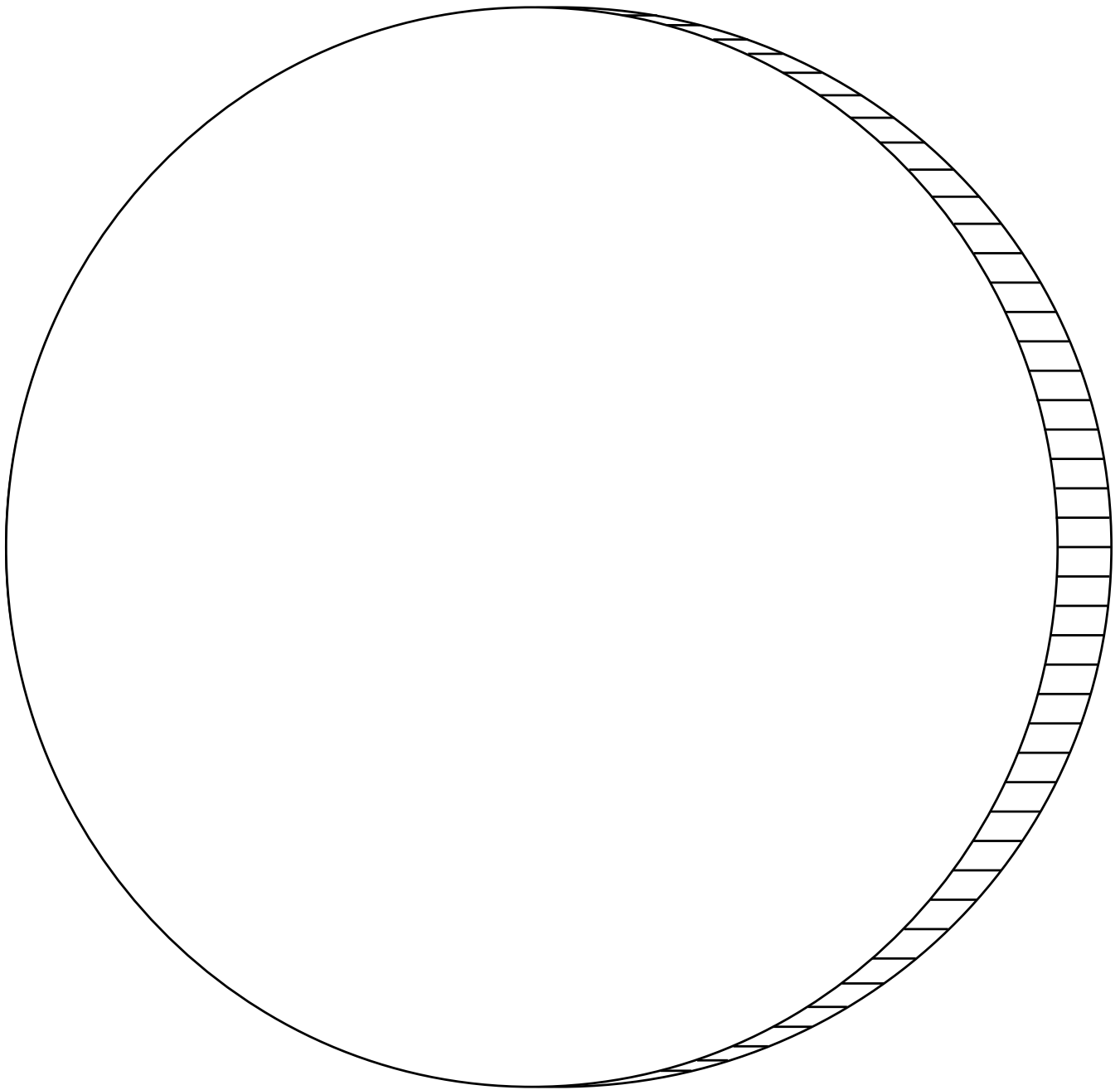
ADDITIONAL QUESTIONS

- What is the oldest coin you can find?
- Which coin is the most unique? Why?
- Which design is your favorite? Why?

Source: www.usmint.gov/learn/kids/resources/coin-activities/coin-scamper-hunt

DESIGN YOUR OWN COIN

What would you put on a coin? Draw your design using the template below.



MONEY MATH

2 DOLLARS = ____ Quarters

1 DOLLAR = ____ Dimes

1 QUARTER = ____ Nickels

2 QUARTERS = ____ Dimes

3 DIMES = ____ Nickels

1 NICKEL = ____ Pennies

Luis has three nickels and a dime. How much money does Luis have?

Mary has fifty cents. Her sister gives her three quarters. How much money does Mary have?

Trevor has a dollar. He spends sixty cents. How much money does Trevor have?

